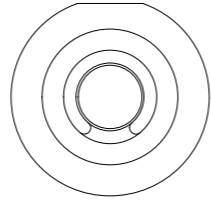


**Zephyr BioHarness**  
 To be worn and maintained in accordance with the products instructions. BioHarness User Manual 3.0 or later

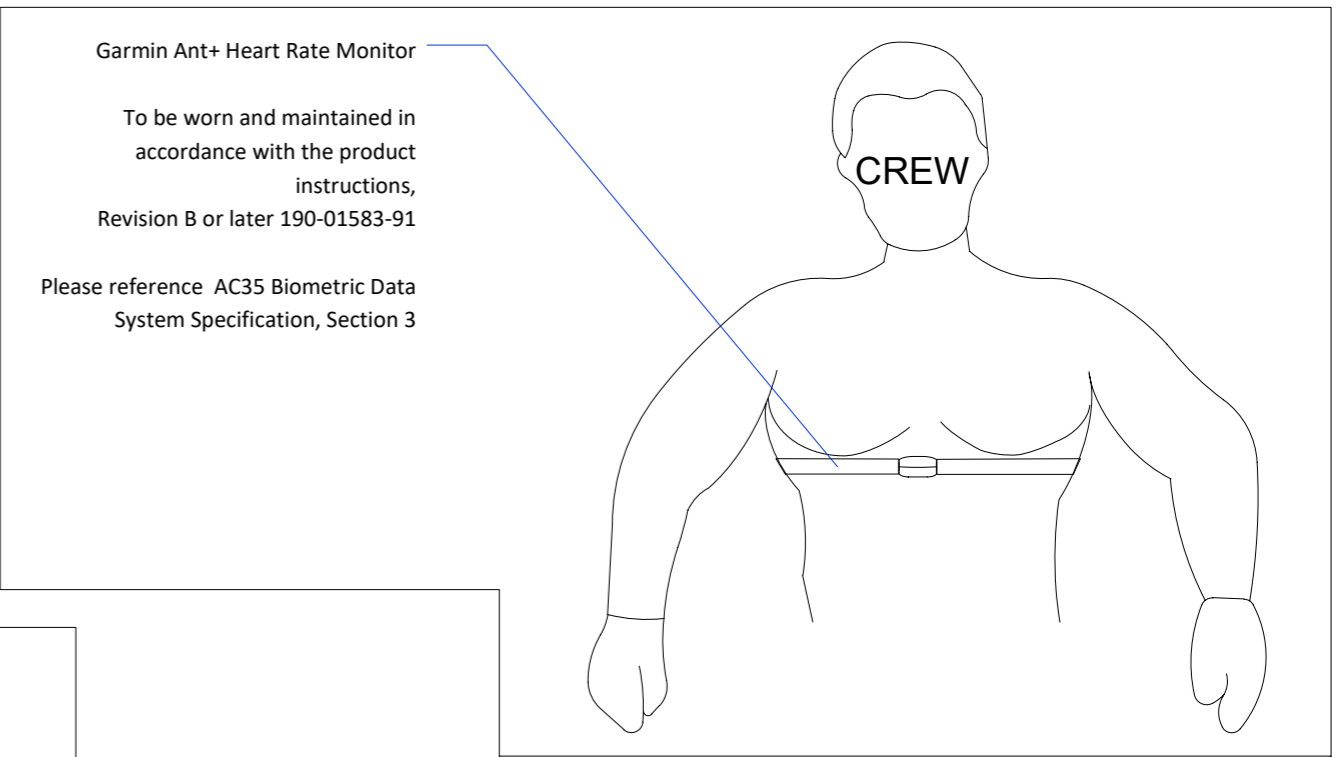
BioHarness to Be supplied with a Large Strap and Universal Shoulder Strap

Please reference AC35 Biometric Data System Specification, Section 3



**Zephyr BioHarness BT**

BTModule: 9800.0189 @ 71grams  
 Strap L: 9600.0265 @ 18 grams  
 Solder Strap: 9600.0117



**Garmin Ant+ Heart Rate Monitor**

To be worn and maintained in accordance with the product instructions, Revision B or later 190-01583-91

Please reference AC35 Biometric Data System Specification, Section 3

**ANT+ Heart Rate Monitor**  
 GARMIN 010-10997-07 @45g

RED	TEAM CAN
GRN	ACTV RS422
BLU	ACTV PWR

**Yellowcog PILOT**

LOCATION

AFT MEDIA POST  
ACC-1200

**ANT+ Cadence Sensor**  
 GARMIN 010-12102-22 @ 8.5g

Attached to Inboard Pedestal Handle  
 Leg driven systems to be approached in A similar manner

PORT GRINDER PEDESTAL	ANT+ Cadence Sensor GARMIN 101-12102-22	STBD GRINDER PEDESTAL	ANT+ Cadence Sensor GARMIN 101-12102-22
-----------------------	--	-----------------------	--

TEAM BIO CAN Connector		
IN LINE PLUG		
8STA 6X0635PN		
A	CAN L	Connected
B	PILOT Tx RS232	NC
C	Vin 5-24V	NC
D	CAN H	Connected
E	GND	Connected

**8STA 6X0635PN**  
 8STA 06-35 Composite PLUG PINS RED

Recommended moulded part 202K111-25/255

Team Cable should be made available at the base of the Aft Media Post, with a min Length of 2.5m, to be cut to length on install. Please review the Yellow cog pilot manual with regard to terminators

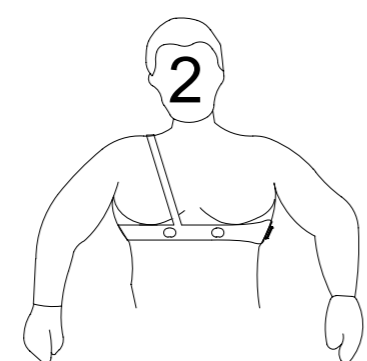
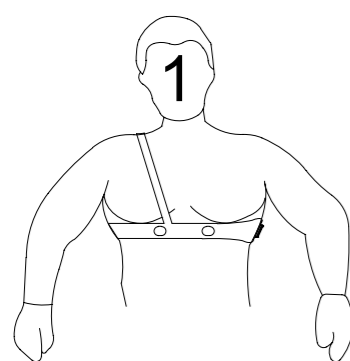
ACC Yachts – BIOMETRIC DATA

**ACLL: BD-Equipment**

AC LiveLine	SIZE A2	IDENT ID:LLBD/01-1	DWG NO AC50LLBD/01-1	REV A1
Mark Sheffield	SCALE 1:5	Feb 20 <sup>th</sup> 2017	SHEET	1 OF 3

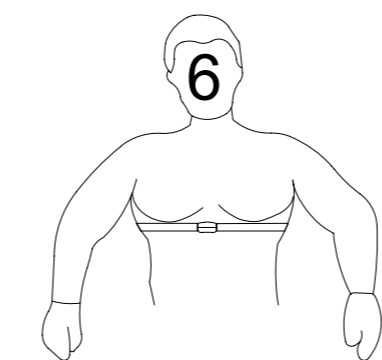
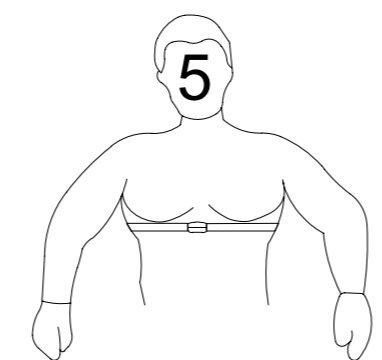
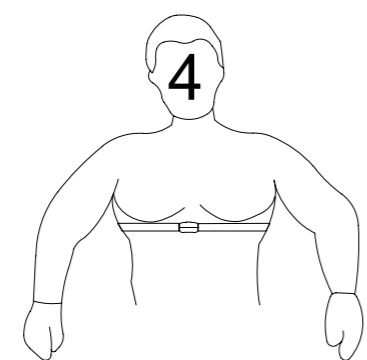
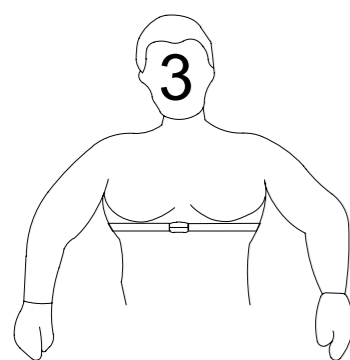
8 7 6 5 4 3 2 1

H  
G  
F  
E  
D  
C  
B  
A



**CREW-1**  
**Zephyr BioHarness BT**  
BTModule: 9800.0189  
Strap L: 9600.0265  
Solder Strap: 9600.0117

**CREW-2**  
**Zephyr BioHarness BT**  
BTModule: 9800.0189  
Strap L: 9600.0265  
Solder Strap: 9600.0117

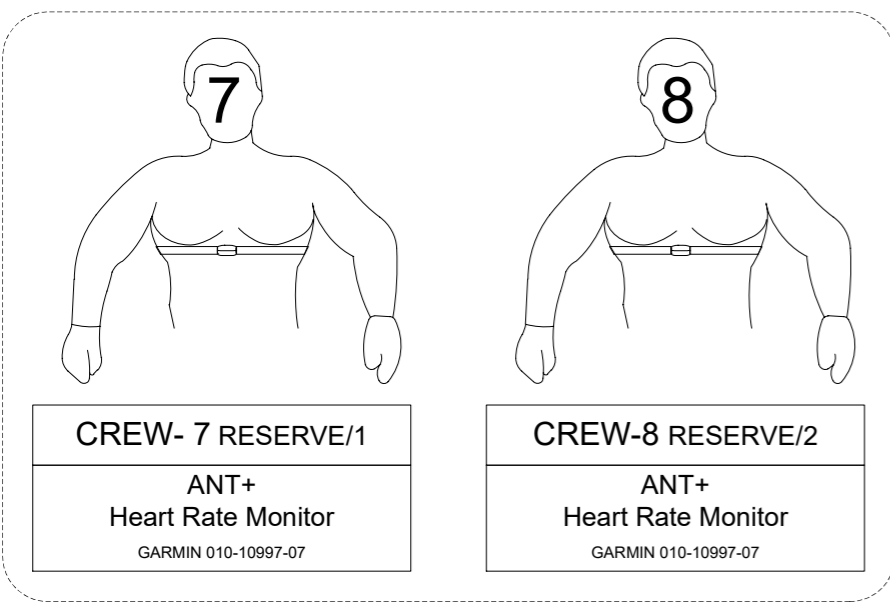


**CREW-3**  
**ANT+ Heart Rate Monitor**  
GARMIN 010-10997-07

**CREW-4**  
**ANT+ Heart Rate Monitor**  
GARMIN 010-10997-07

**CREW-5**  
**ANT+ Heart Rate Monitor**  
GARMIN 010-10997-07

**CREW-6**  
**ANT+ Heart Rate Monitor**  
GARMIN 010-10997-07

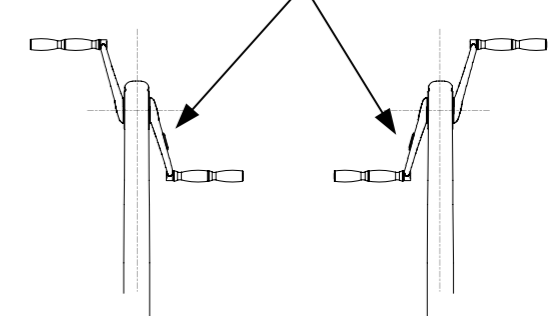


**CREW- 7 RESERVE/1**  
**ANT+ Heart Rate Monitor**  
GARMIN 010-10997-07

**CREW-8 RESERVE/2**  
**ANT+ Heart Rate Monitor**  
GARMIN 010-10997-07

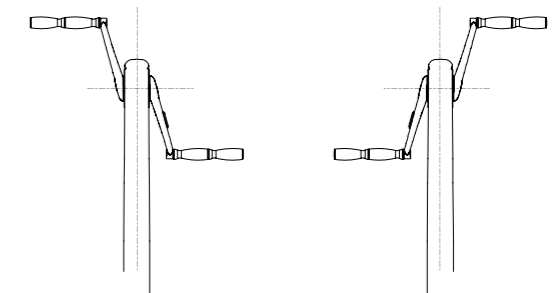
8 7 6 5 4 3 2 1

**ANT+ Cadence Sensor**  
GARMIN 010-12102-00  
Attached to Inboard Pedestal Handle



**PORT FWD GRINDER**  
**ANT+ Cadence Sensor**  
GARMIN 010-12102-00

**STBD FWD GRINDER**  
**ANT+ Cadence Sensor**  
GARMIN 010-12102-00



**PORT AFT GRINDER**  
**ANT+ Cadence Sensor**  
GARMIN 010-12102-00

**STBD AFT GRINDER**  
**ANT+ Cadence Sensor**  
GARMIN 010-12102-00

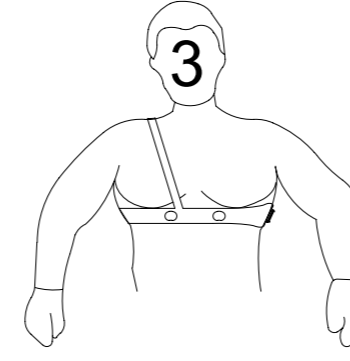
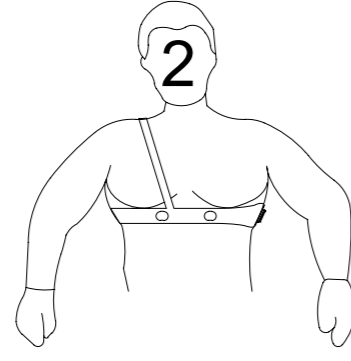
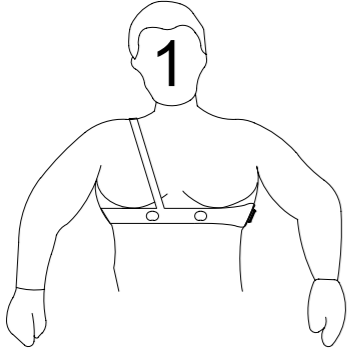
LEG DRIVEN GRINDER SOLUTIONS			
Will Require individual Sensors per Grinder			
PORT FWD GRINDER	ANT+ Cadence GARMIN 010-12102-00	ANT+ Cadence GARMIN 010-12102-00	STBD FWD GRINDER
PORT MID-F GRINDER	ANT+ Cadence GARMIN 010-12102-00	ANT+ Cadence GARMIN 010-12102-00	STBD MID-F GRINDER
PORT MID-A GRINDER	ANT+ Cadence GARMIN 010-12102-00	ANT+ Cadence GARMIN 010-12102-00	STBD MID-A GRINDER
PORT AFT GRINDER	ANT+ Cadence GARMIN 010-12102-00	ANT+ Cadence GARMIN 010-12102-00	STBD AFT GRINDER

	ACC Yachts – BIOMETRIC DATA			
	<b>ACLL: BD-Equipment</b> LVAC Qualifiers:RR1-RR2-SemFinal			
AC LiveLine	SIZE A2	IDENT ID:LLBD/01-2	DWG NO AC50LLBD/01-2	REV A1
Mark Sheffield	SCALE 1:5	Feb 20 <sup>th</sup> 2017		SHEET 2 OF 3

H  
G  
F  
E  
D  
C  
B  
A

8 7 6 5 4 3 2 1

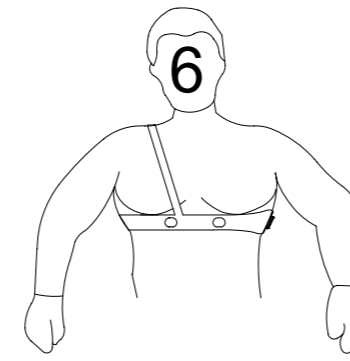
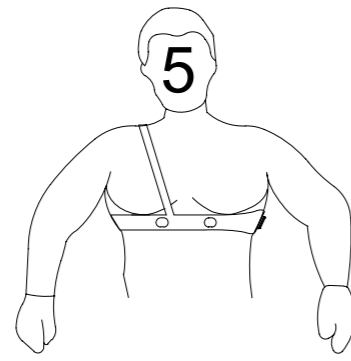
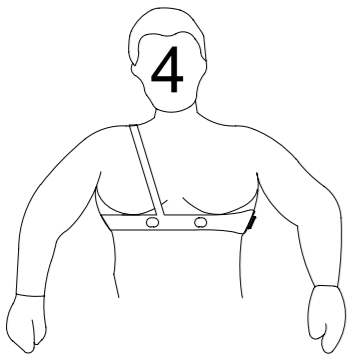
H  
G  
F  
E  
D  
C  
B  
A



**CREW-1**  
**Zephyr BioHarness BT**  
BTModule: 9800.0189  
Strap L: 9600.0265  
Solder Strap: 9600.0117

**CREW-2**  
**Zephyr BioHarness BT**  
BTModule: 9800.0189  
Strap L: 9600.0265  
Solder Strap: 9600.0117

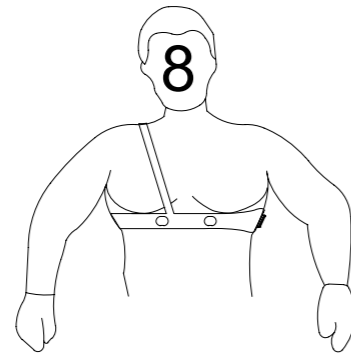
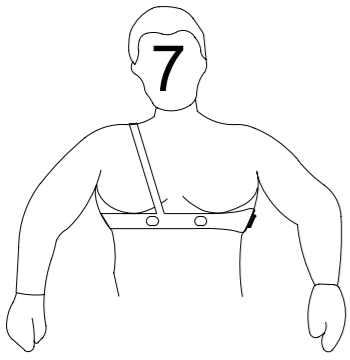
**CREW-3**  
**Zephyr BioHarness BT**  
BTModule: 9800.0189  
Strap L: 9600.0265  
Solder Strap: 9600.0117



**CREW-4**  
**Zephyr BioHarness BT**  
BTModule: 9800.0189  
Strap L: 9600.0265  
Solder Strap: 9600.0117

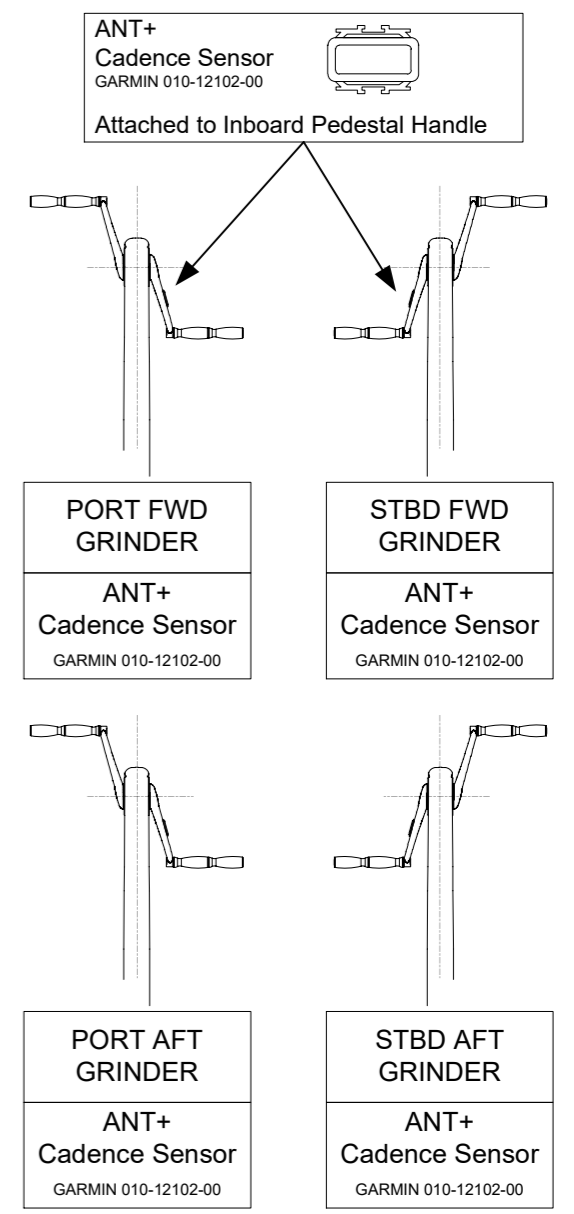
**CREW-5**  
**Zephyr BioHarness BT**  
BTModule: 9800.0189  
Strap L: 9600.0265  
Solder Strap: 9600.0117

**CREW-6**  
**Zephyr BioHarness BT**  
BTModule: 9800.0189  
Strap L: 9600.0265  
Solder Strap: 9600.0117



**CREW- 7 RESERVE/1**  
**Zephyr BioHarness BT**  
BTModule: 9800.0189  
Strap L: 9600.0265  
Solder Strap: 9600.0117

**CREW-8 RESERVE/2**  
**Zephyr BioHarness BT**  
BTModule: 9800.0189  
Strap L: 9600.0265  
Solder Strap: 9600.0117



**LEG DRIVEN GRINDER SOLUTIONS**  
Will Require individual Sensors per Grinder

PORT FWD GRINDER	ANT+ Cadence GARMIN 010-12102-00	ANT+ Cadence GARMIN 010-12102-00	STBD FWD GRINDER
PORT MID-F GRINDER	ANT+ Cadence GARMIN 010-12102-00	ANT+ Cadence GARMIN 010-12102-00	STBD MID-F GRINDER
PORT MID-A GRINDER	ANT+ Cadence GARMIN 010-12102-00	ANT+ Cadence GARMIN 010-12102-00	STBD MID-A GRINDER
PORT AFT GRINDER	ANT+ Cadence GARMIN 010-12102-00	ANT+ Cadence GARMIN 010-12102-00	STBD AFT GRINDER

AC LiveLine  
Mark Sheffield

ACC Yachts – BIOMETRIC DATA

**ACLL: BD-Equipment**  
LVAC Qualifiers: FINAL and AC MATCH

SIZE A2	IDENT ID:LLBD/01-3	DWG NO AC50LLBD/01-3	REV A1
SCALE 1:5	Feb 20 <sup>th</sup> 2017		SHEET 3 OF 3

8 7 6 5 4 3 2 1